

# Oregon's Health System Transformation: CCO Metrics 2015 Final Report

 June 2016

# \$ DENTAL SEALANTS ON PERMANENT MOLARS FOR CHILDREN (all ages)

## Dental sealants on permanent molars for children (all ages)

Percentage of children ages 6-14 who received a dental sealant during the measurement year.

### 2015 data (n=132,569)

Statewide change since 2014: **+65%**

Number of CCOs that improved: **all 16**

Number of CCOs achieving benchmark or improvement target: **all 16**

Dental sealants is a new incentive measure beginning in 2015. A benchmark of 100 percent for this measure is not realistic, due to the limitations of administrative data in identifying teeth that are not candidates for sealants (e.g., those already sealed, not yet erupted, or with active decay).

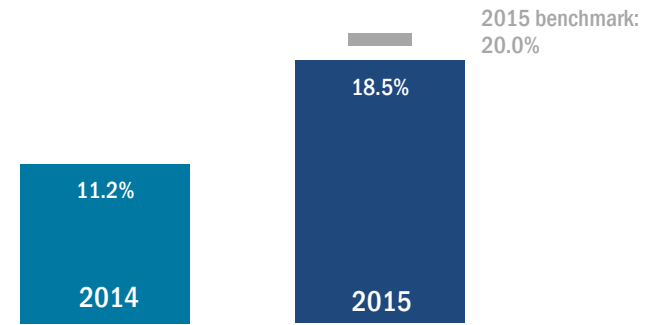
See pages [161](#) and [168](#) for results stratified by members with disability and mental health diagnoses.

[Back to table of contents.](#)

## Statewide, dental sealants for children ages 6-14 have increased.

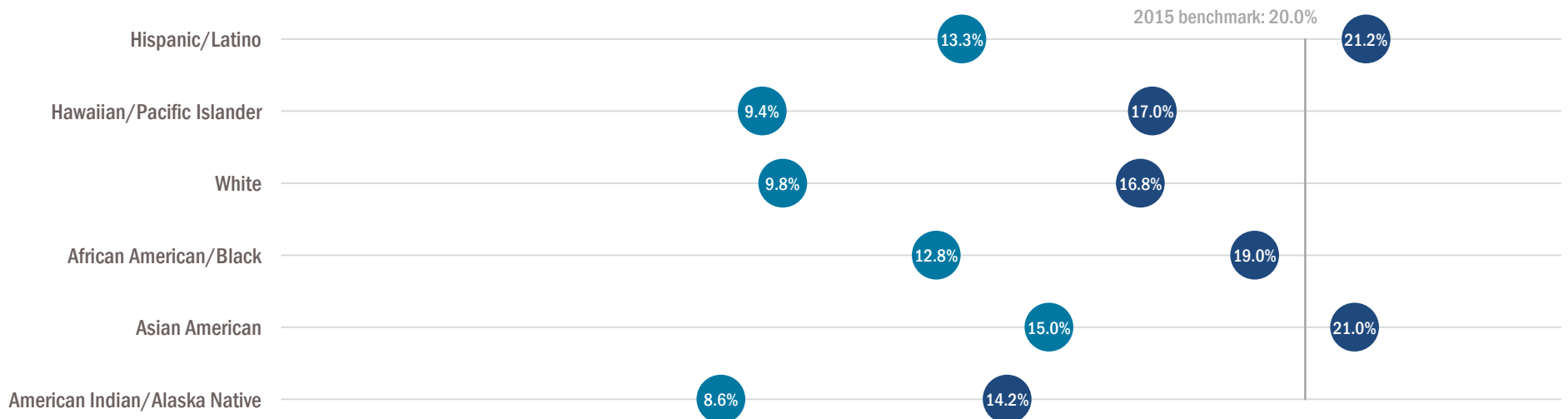
Data source: Administrative (billing) claims

Benchmark source: Metrics and Scoring Committee consensus



## Dental sealants for children ages 6-14 increased across all racial and ethnic groups between 2014 & 2015.

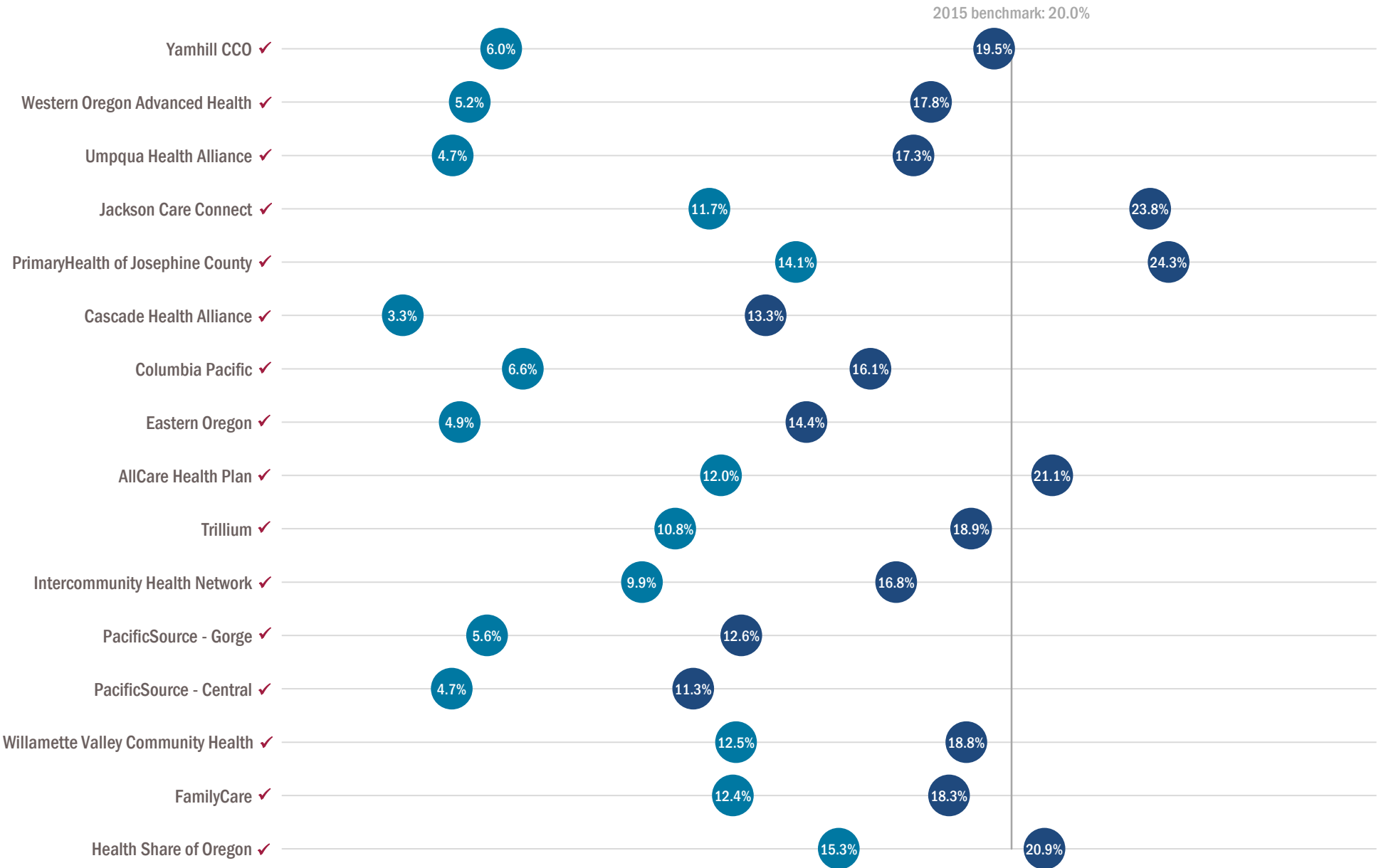
Race and ethnicity data missing for 20.2% of respondents / Each race category excludes Hispanic/Latino



# \$ DENTAL SEALANTS ON PERMANENT MOLARS FOR CHILDREN (all ages)

All 16 CCOs achieved benchmark or improvement target for dental sealants between 2014 & 2015.

✓ indicates CCO met benchmark or improvement target



# DENTAL SEALANTS ON PERMANENT MOLARS FOR CHILDREN (ages 6-9)

## Dental sealants on permanent molars for children (ages 6-9)

Percentage of children ages 6-9 who received a dental sealant during the measurement year.

### 2015 data (n=63,329)

Statewide change since 2014: **+58%**

Number of CCOs that improved: **all 16**

Dental sealants is a new incentive measure beginning in 2015. Results are stratified by age group for reporting and monitoring purposes only; incentive payments are based on all ages combined (see page [81](#)).

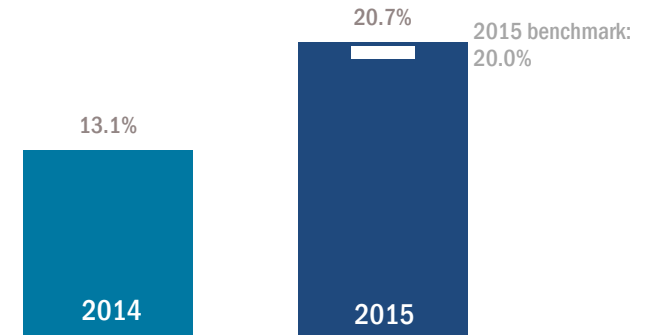
See pages [161](#) and [168](#) for results stratified by members with disability and mental health diagnoses.

[Back to table of contents.](#)

## Dental sealants for children ages 6-9, statewide.

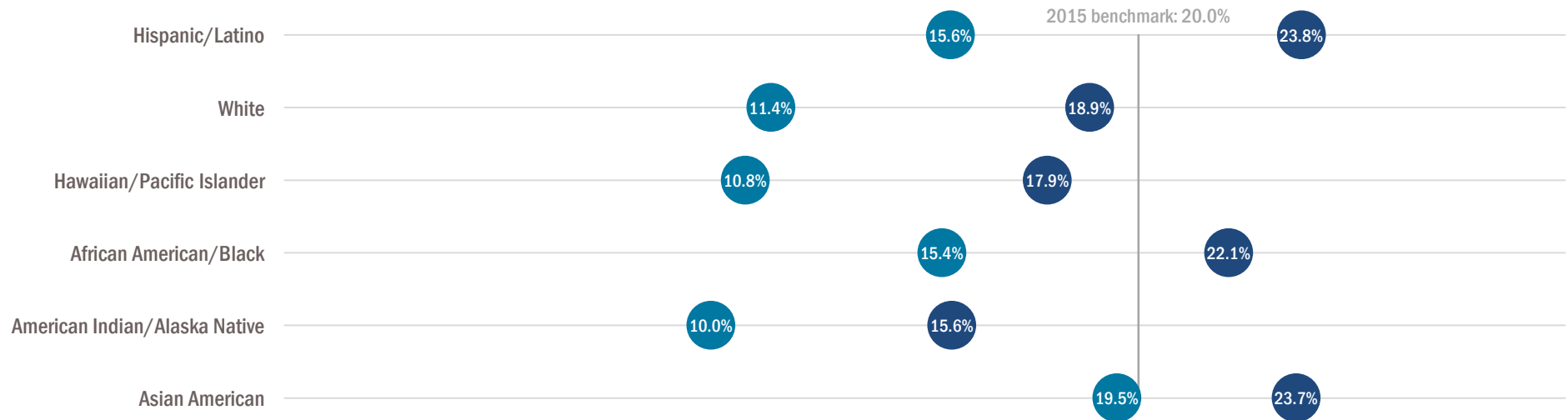
Data source: Administrative (billing) claims

Benchmark source: Metrics and Scoring Committee consensus



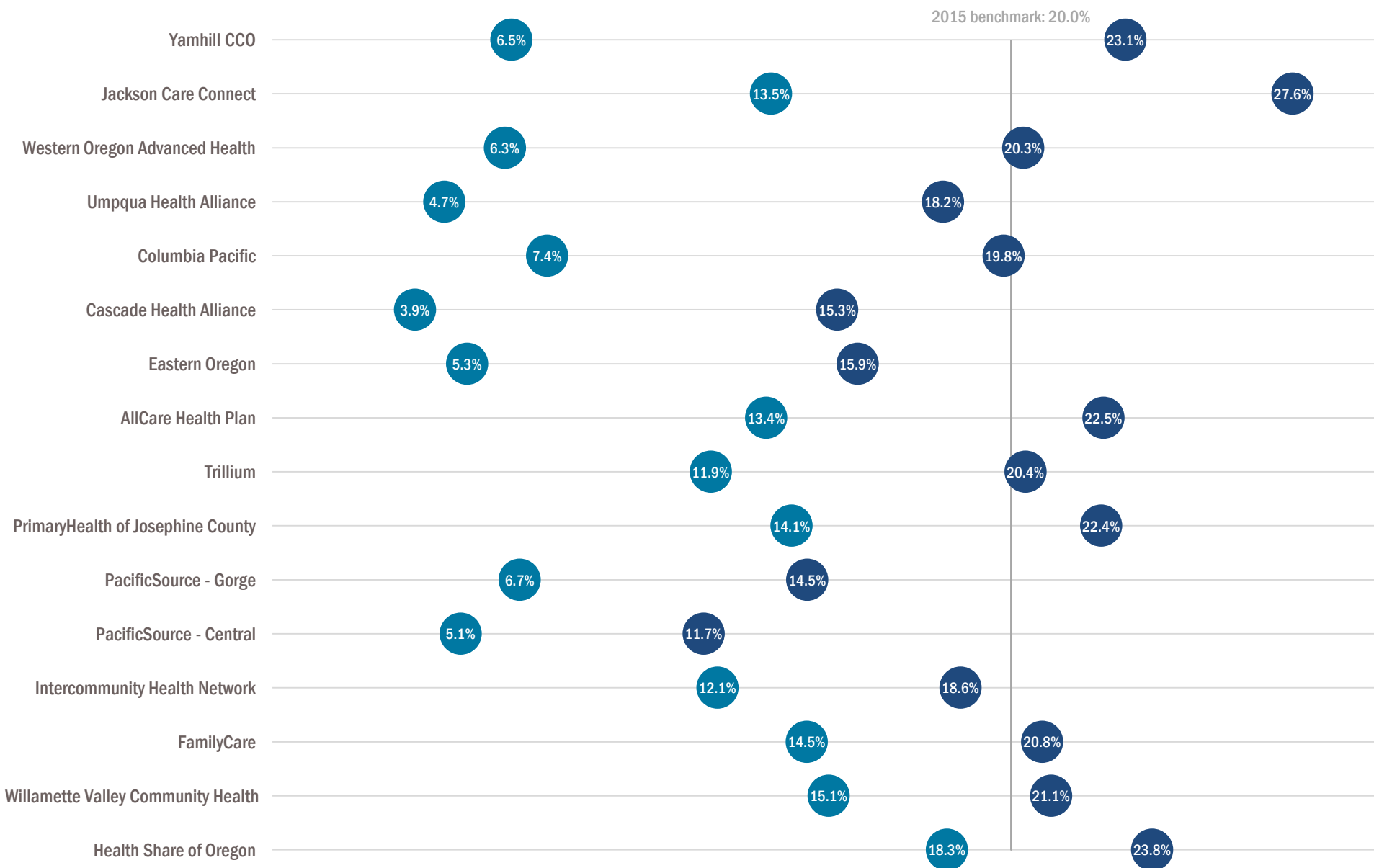
## Dental sealants for children ages 6-9 between 2014 & 2015, by race and ethnicity.

Race and ethnicity data missing for 20.3% of respondents / Each race category excludes Hispanic/Latino



# DENTAL SEALANTS ON PERMANENT MOLARS FOR CHILDREN (ages 6-9)

Dental sealants for children ages 6-9 between 2014 & 2015, by CCO.



# DENTAL SEALANTS ON PERMANENT MOLARS FOR CHILDREN (ages 10-14)

## Dental sealants on permanent molars for children (ages 10-14)

Percentage of children ages 10-14 who received a dental sealant during the measurement year.

### 2015 data (n=69,240)

Statewide change since 2014: **+76%**

Number of CCOs that improved: **all 16**

Dental sealants is a new incentive measure beginning in 2015. Results are stratified by age group for reporting and monitoring purposes only; incentive payments are based on all ages combined (see page [81](#)).

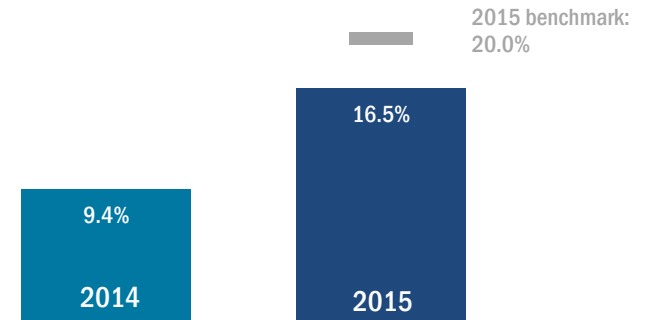
See pages [161](#) and [168](#) for results stratified by members with disability and mental health diagnoses.

[Back to table of contents.](#)

## Dental sealants for children ages 10-14, statewide.

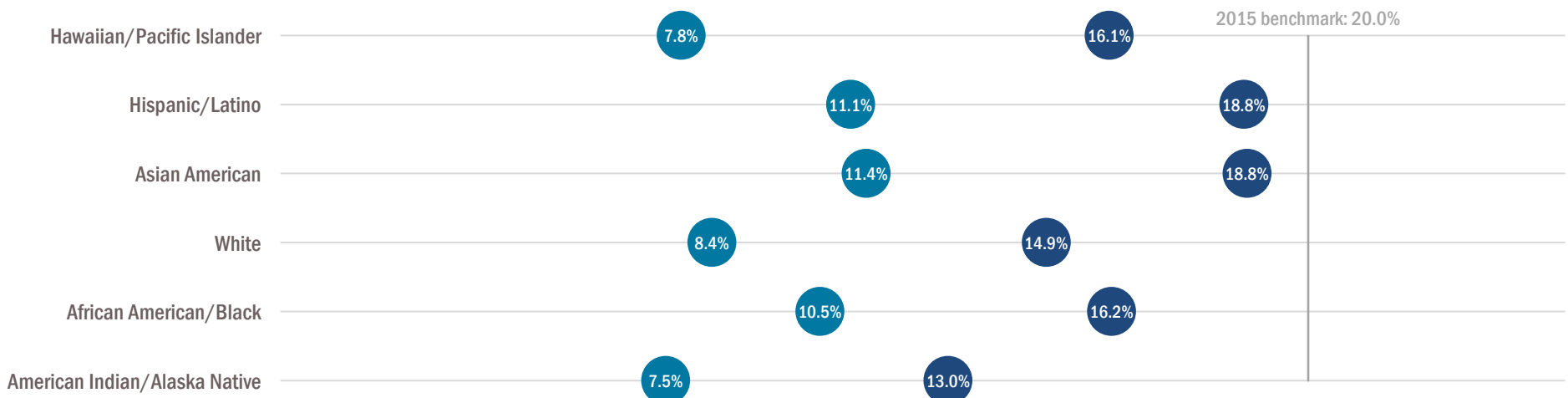
Data source: Administrative (billing) claims

Benchmark source: Metrics and Scoring Committee consensus



## Dental sealants for children ages 10-14 between 2014 & 2015, by race and ethnicity.

Race and ethnicity data missing for 20.1% of respondents / Each race category excludes Hispanic/Latino



# DENTAL SEALANTS ON PERMANENT MOLARS FOR CHILDREN (ages 10-14)

Dental sealants for children ages 10-14 between 2014 & 2015, by CCO.

